

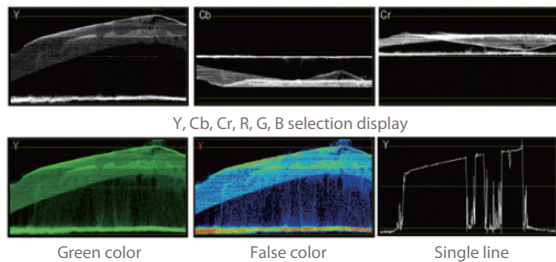

SWIT®

S-1223F

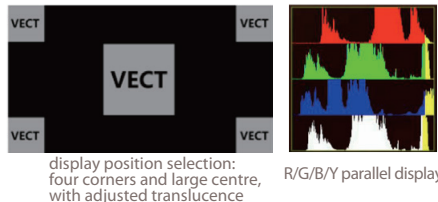
21.5" Waveform Studio LCD Monitor



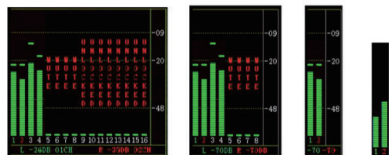
Waveform



Vector Scope/ Histogram




Audio Meter Level



SDI: 16-ch / HDMI: 8-ch
Select any 2 channel to output
Audio abnormal alert info display
Display only 2-ch, 8-ch, or full 16-ch
Chart position / Translucent adjust

Rear Terminals



Features

- ◆ 21.5-inch LCD Panel, 1920×1080 resolution
- ◆ 2K/3G/HD/SD-SDI(x2), HDMI monitoring
- ◆ Y/Pb/Pr, VGA, CVBS monitoring
- ◆ 16-ch Embedded audio meters with alert
- ◆ Select any 2 audio channels to output
- ◆ Waveform Y/Cb/Cr/R/G/B and single line
- ◆ Vector scope, histogram R/G/B/Y
- ◆ Peaking focus assist (red/blue switch)
- ◆ AFD, Timecode, H/V delay
- ◆ TSL UMD and text TALLY display
- ◆ Safety Marker 4:3/13:9/14:9/15:9/1.85:1/2.35:1
- ◆ False Color, R/G/B/Mono
- ◆ Zebra stripes, Internal Color Bar
- ◆ V-mount / Gold mount battery plate optional
- ◆ USB firmware upgrade

Specification

LCD Performance		
Size	21.5 inches	
Display area	476 × 268 mm	
Resolution	1920 × 1080	
Color	16.77 million colors	
Aspect ratio	16:9 / 4:3	
Brightness	250 cd/m ²	
Contrast	1000:1	
Viewing Angle	H/V:178° / 178°	
Input/output		
Input	BNC × 2	2K/3G/HD/SD-SDI input × 2
	BNC × 1	CVBS input
	BNC × 3	Y/Pb/Pr input
	HDMI × 1	HDMI input
	RS-485 × 2	GPI × 1, UMD × 1
	USB × 1	USB input (firmware upgrade)
	VGA × 1	VGA input
	RS-232C × 1	UMD
Output	RCA × 2	L/R audio input
	BNC × 2	2K/3G/HD/SD-SDI Loop output
	BNC × 1	CVBS Loop output
	HDMI × 1	HDMI Loop output
	RS-485 × 1	UMD × 1
	3.5mm × 1	SDI/HDMI embedded audio output, analog audio output
General		
Input voltage	AC: 100V-240V DC: 11V-17V	
Power consumption	≤32W	
Working temperature	0°C ~ +40°C	
Working humidity	10% ~ 90%	
Storage temperature	- 15°C ~ + 60°C	
Storage humidity	10% ~ 90%	
Dimensions	525 × 358 × 87mm	
Net weight (main body)	6.2 kg	

Video Format

SDI	SMPTE-2048-2	2048 × 1080p (23.98 / 24 / 25 / 29.97 / 30 / 50 / 59.94 / 60) ; 2048 × 1080i (50 / 59.94 / 60)
	SMPTE-425M	1080p (60 / 59.94 / 50)
	SMPTE-274M	1080i (60 / 59.94 / 50)
	SMPTE-RP211	1080psf (30 / 29.97 / 25 / 24 / 23.98)
	SMPTE-296M	720p (60 / 59.94 / 50)
	SMPTE-125M	480i (59.94)
HDMI	ITU-R BT.656	576i (50)
		480i / 576i / 480p / 576p
		1080i (60 / 59.94 / 50)
		720p (60 / 59.94 / 50)
Y/Pb/Pr		1080p (60 / 59.94 / 50 / 30 / 29.97 / 25 / 24 / 23.98)
		1080psf (30 / 29.97 / 25 / 24 / 23.98)
		480i/ 576i / 480p / 576p, 720p (50/60), 1080i (50/60), 1080p (50/60)
VGA		640 × 480 / 800 × 600 / 1024 × 768 / 1152 × 864 / 1280 × 768 1280 × 960 / 1280 × 1024 / 1600 × 1200
CVBS		NTSC / PAL